

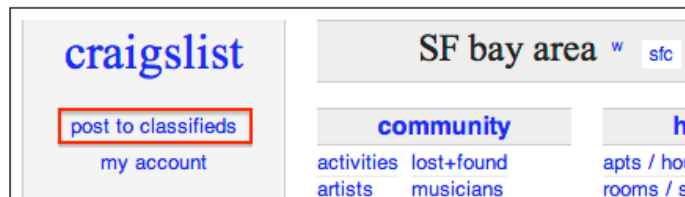
How to Create a Craigslist Post:

Craigslist reaches potential participants through ad placements. Ads placed through Craigslist are free, making the medium a cost-effective method for reaching potential subjects. Craigslist clinical trial recruitment campaign strategies focus on keyword strategies. The below links include helpful information for keyword marketing strategies and information on Craigslist ad placement.

1. Click on the following link or copy and paste it into your browser:
<https://www.craigslist.org/>
2. If the location listed at the top of the page is not where you want to post, click on “list of available sites” and choose the appropriate location



3. Click the “post to classifieds” link in the top left corner



4. Select a category for the post:
what type of posting is this: (see [prohibited](#) list before posting.)

- job offered
- gig offered (I'm hiring for a short-term, small or odd job)
- resume / job wanted

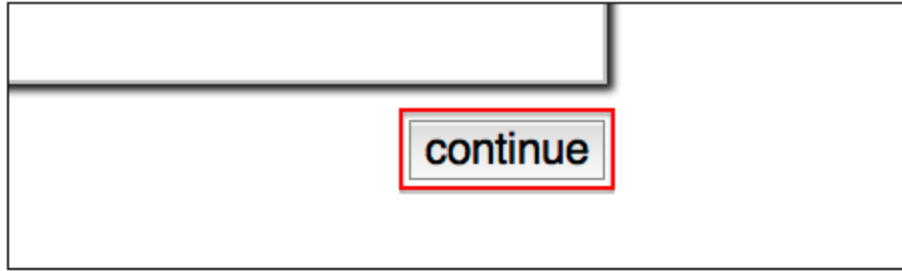
- housing offered
- housing wanted

- for sale by owner
- for sale by dealer
- wanted by owner
- wanted by dealer

- service offered

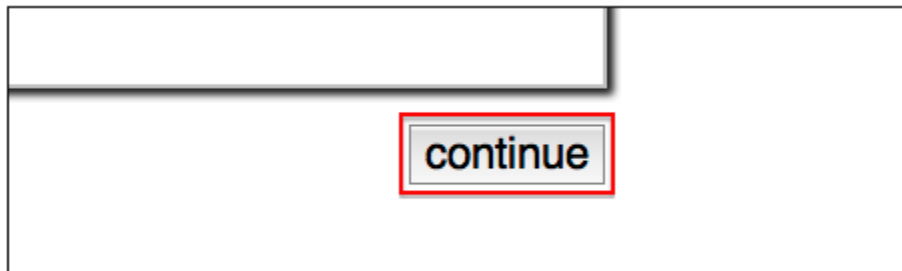
- community
- event / class

5. Click “Continue”



6. Select the appropriate sub-category

7. Click "Continue"



8. Type the posting title, city/neighborhood, postal code, description, and contact information

SF bay area craigslist > san francisco > for sale / wanted > bicycles - by owner > create posting

posting title: price: \$ (lower haight)

posting description: Externally-hosted images (IMG tag) are no longer allowed in for-sale ads. Please use CL image upload.

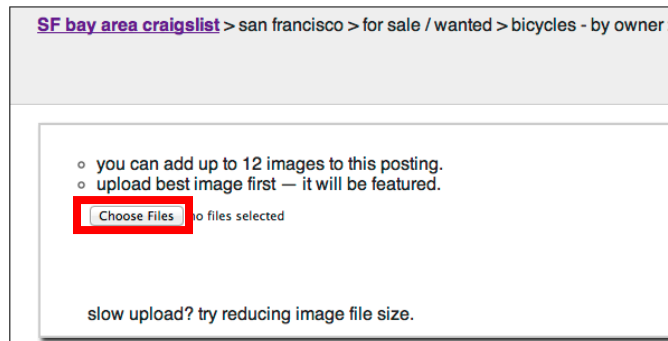
reply to: Your email address use craigslist mail relay (recommended) ^[2] no replies to this email, please

Type email address again

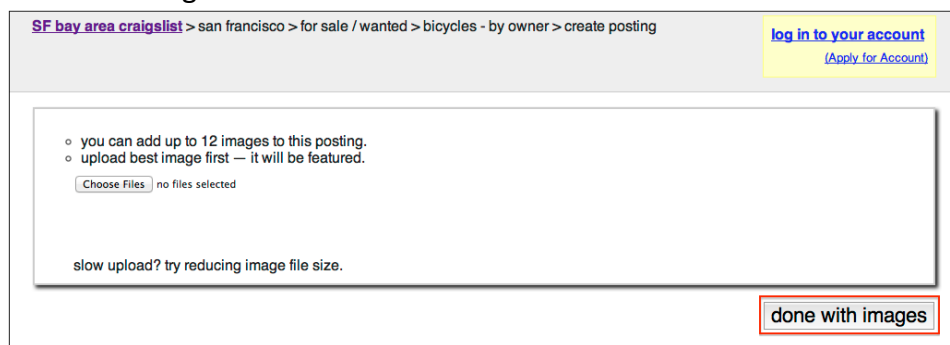
9. Click "Continue"



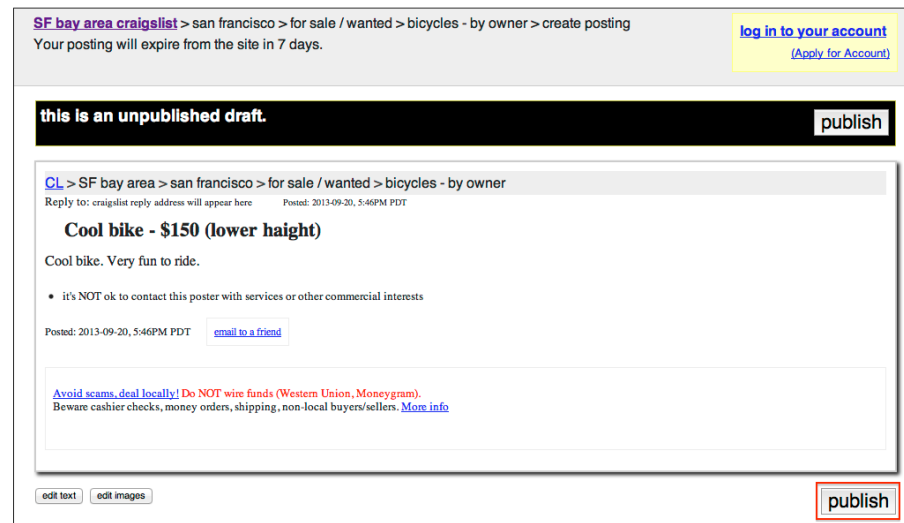
10. If given the option, select “Choose Files” to upload images. You can add up to 12 images to each posting.



11. Click “Done with Images”



12. Review post information. If all information is correct, click “Publish”



13. A link to confirm publication of your posting will be sent to your email. Click the link to confirm.

14. The post will be added to Craigslist within 15 minutes after confirmation.